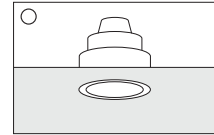
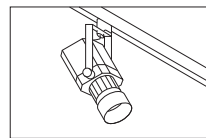
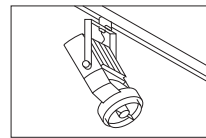
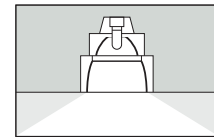
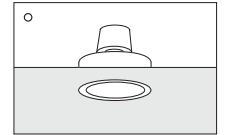


The ambient lighting in the boutique is provided by a group of six recessed downlights; low-voltage downlights arranged closely together accentuate the entrance "welcome mat". Track-mounted spotlights provide accent lighting in shop-windows, on shelves and for displays. The cash-desk, treated as a workplace, is additionally illuminated by a track-mounted spotlight, making it easier for customers to find.

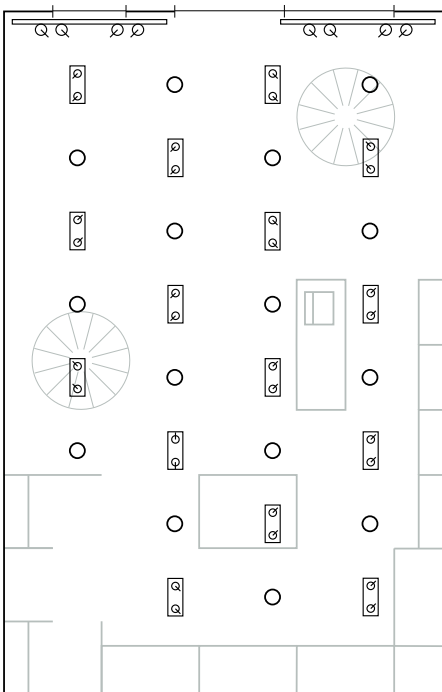
Recessed downlight for metal halide lamps.



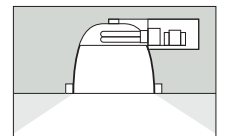
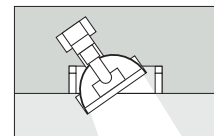
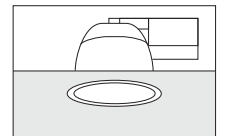
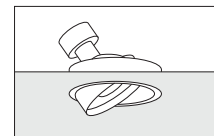
Recessed downlight for low-voltage halogen lamps.



Track with spotlights for metal halide lamps and low-voltage halogen lamps.

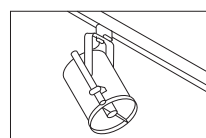


The lighting of the boutique is based on a regular layout, in which two components are arranged in a staggered pattern. The downlight component provides uniform ambient lighting, the second component consists of pairs of directional spotlights for accent lighting of the shelves and displays. The shop-window displays are illuminated separately using track-mounted spotlights.



Recessed directional spotlight for low-voltage halogen lamps.

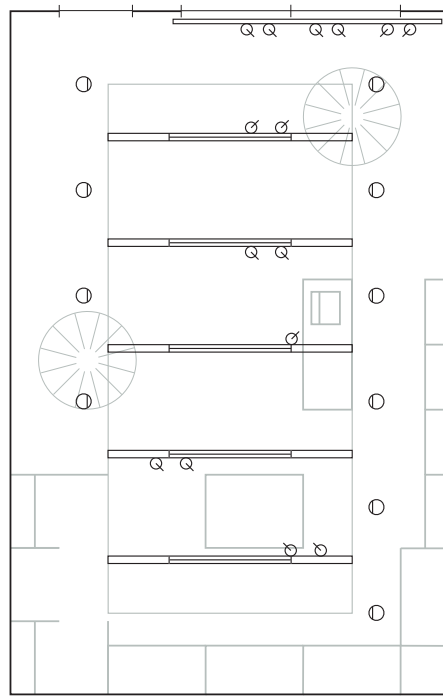
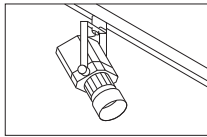
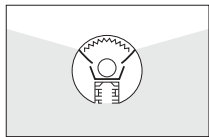
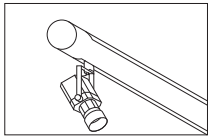
Recessed downlight for compact fluorescent lamps.



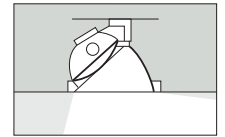
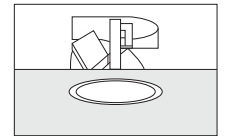
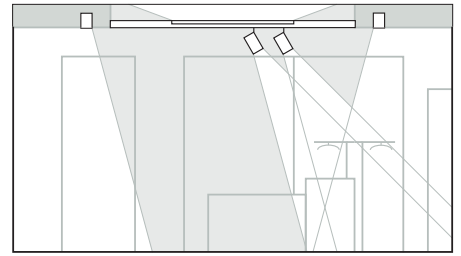
Track-mounted spotlights.

This project has been given an architectural lighting concept. Integral directional washlights are mounted in a suspended ceiling installed around the walls. In the central area are a series of light structures arranged parallel to each other with integral, indirect luminaires. Spotlights are fitted in the track for accent lighting of garments and cash-desk. Shop-window displays are illuminated by track-mounted spotlights.

Light structure with integral indirect luminaires for fluorescent lamps and spotlights mounted on integral track.



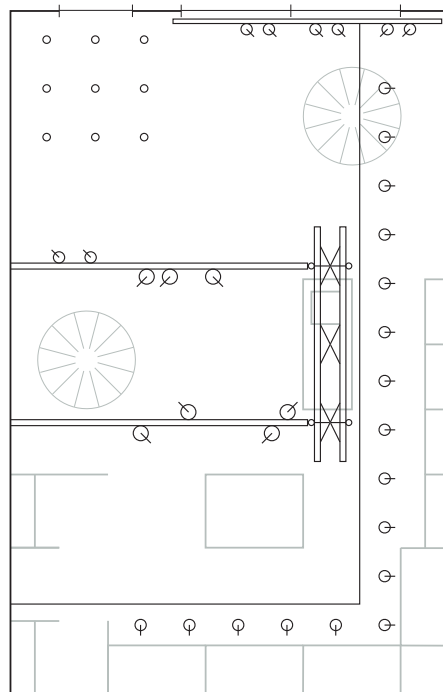
Track-mounted spotlights.



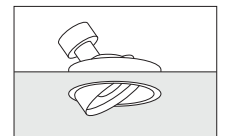
Recessed directional wallwasher for metal halide lamps, high-pressure sodium lamps or halogen lamps.

Directional spotlights are recessed into an L-shaped suspending ceiling to produce accent lighting on the walls. A double portal comprising a lattice beam structure with integral track is a main feature in the boutique and takes spotlights to accentuate displays. Shop-window displays are illuminated by track-mounted spotlights.

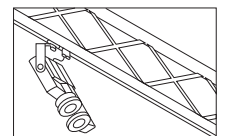
In the centre of the area lens projectors create special lighting effects on the wall or floor (e.g. coloured beams of light, patterns or a company logo). A series of downlights accentuate the entrance area and create a "welcome mat" effect.



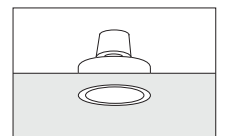
Recessed directional spotlight for low-voltage halogen lamps.



Lattice beam structure with integral track for the mounting of spotlights and lens projectors.



Downlight for low-voltage halogen lamps.



Track-mounted spotlights.

